

GSQA SEMINAR MARCH 16- 20, 2011

JUDY NIEMEYER
www.quiltworx.com

Judy Niemeyer is coming to GSQA to teach 2 – 2 Day design workshops.

Teacher Profile:

Judy Niemeyer is an international instructor known for her foundation paper piecing techniques and quilt patterns. Her company, Judy Niemeyer Quilting Inc., has published over 60 foundation paper pieced quilt patterns over the last 12 years. Her quilts and patterns have become well-known both nationally and internationally among quilters and quilt shop owners. The patterns include many sewing techniques commonly referred to as foundation paper piecing, traditional piecing, curved piecing, strip piecing, and appliqué.

Judy was introduced to foundation paper piecing in 1992. Shortly after that time, she started teaching foundation paper piecing at a local quilt shop where she worked, as a tool to help her students improve their sewing skills. Over the last 15 years, she has created and simplified several techniques for foundation paper piecing that she teaches and writes about in her quilt patterns. In 1999, she started traveling throughout the US and Canada, teaching and promoting the simplicity of her patterns using foundation paper piecing, curved piecing, and appliqué techniques. Judy says students in her classes will have the opportunity to learn a process, which simplifies and minimizes waste that has come to be associated with many common foundation paper piecing methods.

Judy's distinctive approach first involves the use of templates that allow the user to precut the fabric pieces intended for use in her quilts. When using the templates, she teaches her students speed-cutting techniques. She then introduces her students to using foundation papers for constructing the sections of the quilt. She provides instruction regarding a number of techniques that speed up the piecing process, including chain-piecing and curved piecing techniques. Her love for appliqué has also resulted in her classes including appliqué demonstrations by popular demand.

In addition, she incorporates instruction on selecting colors, designing unique layouts of her patterns, and provides useful instruction regarding sewing and overall organization. Judy will share many of her short cuts and tips that she uses when doing her own paper piecing with her students. In addition, she will demonstrate the use of the tools and products that she recommends for use in completing her patterns.

You can visit her online at www.quiltworx.com. Her website includes slide shows, color changing quilts, and many samples made using her patterns.



CLASSES WITH JUDY NIEMEYER

**THURSDAY MARCH 17TH & FRIDAY MARCH 18TH, 2011
2 DAY WORKSHOP**

Patterns to choose from for this workshop. You will work on one of these in class and do not need to pick a pattern now. You will do this after you get your confirmation.

4th of July

Sunflower Illusions

Total Eclipse


Dancing Batiks

Intermediate-Advanced

Beginner-Advanced

Beginner-Advanced


Beginner-Advanced




4th of July



Sunflowers



Total Eclipse



Dancing Batiks

**SATURDAY MARCH 19TH AND SUNDAY MARCH 20TH, 2011
2 DAY WORKSHOP**

Patterns to choose from for this workshop. You will work on one of these in class and do not need to pick a pattern now. You will do this after you get your confirmation

Sand Devils

A Touch of Spring

Tumble Weeds

Tropical Rainbow

Beginner-Advanced

Beginner-Advanced

Beginner-Advanced


Beginner-Advanced



Sand Devils



A Touch of Spring



Tumbleweeds



Tropical Rainbow

Workshop Information: In Judy's classes she teaches a process on how to implement fast and easy cutting techniques, stacking techniques, paper-piecing techniques, strip piecing techniques, and curved piecing. All of her quilt designs for foundation paper piecing use precut fabric pieces designed and cut from over sized templates.

Students are required to complete precutting for each of the patterns listed. We will post all the precutting information and supply list for each pattern on our web site at www.quiltworx.com on our teaching calendar. We will post this information after you make a selection from the list below. You will get the details on this info with your confirmation.

Several techniques that are taught in Judy's two-day classes include. Strip piecing with foundation paper, speed-cutting techniques designed for template layout sheets, speed-cutting techniques used when cutting fabrics with templates, simple curved piecing techniques, and lectures on how and why to design templates for foundation paper piecing. All of her two-day workshops include a 45 minute demonstration on easy machine appliqué techniques.

Two-day workshops: A two-day workshop gives the students a variety of quilt patterns to choose from for each class. Each student will have time in class to finish 1 or 2 of each foundation unit designed and printed for their pattern selection. They will also have the opportunity to watch demonstrations offered for each of the patterns selected for each group. The students can choose from any of the patterns listed in each respective group listed below.

Judy's two-day workshops offer an introduction to the basic paper piecing techniques that Judy teaches and use for all of her patterns. Two-day workshops will include 2 to 3 hours of lecture and demonstrations each day. Students will have 3 to 4 hours of work time each day available to practice foundation paper piecing, speed piecing and, curved piecing techniques taught in class. One Appliqué demonstration lasting about 45 minutes will be offered with each two-day workshop. Pictures of these quilts can be found on her web page at www.quiltworx.com. Click on the "Browse Pattern" link (on Judy's home page) to see pictures of the patterns.

Template layout sheets have been designed to speed up the cutting process for these quilts. The quilts have been designed to incorporate lots of color and speed cutting techniques. Beginners-Advance quilters will find these quilts to be fun to make.

YOUR REGISTRATION IS NOT A CONFIRMATION OF THE CLASS. YOU WILL GET FURTHER INFORMATION ON THE WORKSHOPS AND PRE-CLASS INSTRUCTIONS IN YOUR CONFIRMATION. WE RECOMMEND YOU PURCHASE YOUR MATERIALS AFTER RECEIVING CONFIRMATION.

ALWAYS REMEMBER TO PLEASE CHECK YOUR LOCAL QUILT SHOPS FOR JUDY'S PATTERNS.