



Quilt Talk

Gulf States Quilting Association Newsletter



Fran Fletcher, Editor

October 2009

Volume 26, Issue

The President's Corner

Dear Quilting Friends,

As I write this it is still 90 degrees outside. How I am looking forward to the cooler temps when this will be read. I have one quilt ready for the show and another in progress to show that is if I can get it back from my daughter after she has waited so long.

Hope you are planning to come to the October general meeting in Metairie. Our groups are looking forward to being your hostesses. That reminds me, has your group hosted a meeting lately. We would love to come to your hometown to see what you are up to! At this meeting we will be introducing our new officers who will be installed at the January general meeting. If you missed the Lafayette meeting we have a surprise for you. Please refer to Jane Ramee's Past President article in this newsletter, where she will introduce this outstanding group of ladies. We will also announce the Marion Maerke Scholarship winner. Donna Downing and Louise Regan will be showing some of the wonderful Rosebud Auction items. Check Donna's article for more details. Cena has a wonderful program lined up. Please look for details in her article. Ilaine has another wonderful P.O.E. on tap for us. Lucy will be giving more details of the recent survey. Have you heard from Debbie Frank regarding your membership? Debbie is contacting those whose membership has or will be running out. Please sign up as soon as possible, as we don't want you to miss a thing we have to offer. As you can see there is a lot happening. Please come be part of it.
Bonnie Foto

Ways and Means

We are in need of a guild to volunteer to be in charge of the lotto blocks for the January meeting. If your guild is interested, come to the Ways and Means table at the Metairie meeting and I can fill you in. It can be loads of fun!!!

Come to the Ways and Means table and get your tote bags and other goodies to keep yourself organized.

Also, sign up for *Love of Quilting* magazine by Fons and Porter. Even if you have a subscription already, the new one will be added onto the end of your old subscription.

Nina Delaune
Ways and Means Chair

TABLE OF CONTENTS

	PAGE
GSQA Officers & Board.....	2
Newly Elected Officer.....	2
Circuit Teacher News.....	3
Quilting Technology/Applications	3
GSQA Oct. General Meeting.....	4,5
GSQA Survey Results.....	6,7
Guild News.....	8
GSQA International News.....	9
2010 Quilt Show Information.....	10
Quilt Tips.....	11,12
Susan Cleveland Information.....	14
Guild News.....	16, 17
Calendar.....	15

GSQA BOARD

PRESIDENT	BONNIE FOTO bonniefoto@bellsouth.net 504-887-2226	2717 Margie Street Metairie, LA 70003
PRESIDENT ELECT	LUCY DEHARDE quiltld@aol.com 985-785-9504	204 Arlington Drive Luling, LA 70070
RECORDING SECRETARY	JUDI WHEELER pkvquilter@gmail.com 251-943-9109	10210 Willis Road Foley, AL 36535
TREASURER	GLEND A SPIKES HUGHES Gspikes40@hotmail.com 225-686-7682	P.O. Box 84601 Baton Rouge, LA 70884
MEMBERSHIP DIRECTOR	DEBBIE FRANK quiltingnichellc@bellsouth.net 985-873-7225	108 Albany Dr Houma, La 70360
SEMINAR DIRECTOR	DAN LEBLANC LEBD48@aol.com 504-362-0165	547 Diplomat Street Terrytown, LA 70056
QUILT SHOW DIRECTOR	BONNIE FOTO bonniefoto@bellsouth.net 504-887-2226	2717 Margie Street Metairie, LA 70003
QUILT SHOW CO-DIRECTOR	ILAINE HARTMAN sewhartman@aol.com 504-523-2217	4617 Henican Place Metairie, LA 70003
PROGRAM DIRECTOR	CENA HARMON cenaharmon@cox.net 850-475-1901	1035 Farmington Rd Pensacola, FL 32504
MEDIA DIRECTOR	LESLIE PLAISANCE ldplaisance@yahoo.com 985-632-2987	151 W 116 th Street Cut Off, LA 70345
HISTORIAN	DONNA DOWNING dadowning1@aol.com 504-834-4023	502 Sena Drive Metairie, LA 70005
PURSUIT OF EXCELLENCE	ILAINE HARTMAN sewhartman@aol.com 504-523-2217	4617 Henican Place Metairie, LA 70003
CIRCUIT TEACHER	KATHY AYME Kathyayme@aol.com 504-835-5235	1051 Brockenbraugh Ct Metairie, La 70005
WAYS & MEANS	NINA DELAUNE adelau8@live.com 225-261-7079	14322 Sunnyslope Drive Greenwell Springs, LA 70739
MARION MAERKE SCHOLARSHIP AWARD	BARBARA SKINNER Sissy222@aol.com 337-439-4743	1034 Ann Street Westlake, LA 70669
NEWSLETTER EDITOR	FRAN FLETCHER Franfletcher73@yahoo.com 504-467-7371	406 John Hopkins Dr. Kenner LA 70065
PAST PRESIDENT	JANE RAMEE jramee@aol.com 504-484-6453	348 Bellaire Drive New Orleans, LA 70124

Newly Elected Officers for 2010

I am very pleased and excited to introduce you to your newly elected GSQA Board officers for 2010. Each was selected by the Nominating Committee, approved by the Board, and elected by acclamation at the July general meeting. All have been members in good standing in GSQA for a minimum of 2 years. The Incoming-President will serve 3 years on the Board as Incoming-President, President and Past-President. The Recording Secretary and Treasurer each have a 2 year commitment.

Your new Incoming-President will be Leslie Kiger from Covington, Louisiana. Leslie has been a member of GSQA since 1999. She previously served on the Board as co-director then director of Seminar from 2006 thru 2008. While on the Board, Leslie eagerly shared ideas and suggestions, and she successfully spearheaded a sale of colorful tee shirts. Leslie has been on the MQA Board for years as the newsletter editor, is a teacher at Bright Hopes Quilt Shop, and is the current Chairman of the Pine Belt Quilter's 2010 Quilt Show.

I am so pleased that Judith Wheeler from Foley, Alabama will stay on the Board as Recording Secretary. Judi has been a GSQA member since 1990, and she is an active member of quilt guilds in Pensacola, Florida and Gulf Shores, Alabama. She graciously stepped onto the Board mid-year last year, and she has been a delight to work with.

Also, welcome Loretta Webre from LaPlace, Louisiana as your new Treasurer. Loretta has been a member of GSQA since 1995. She has a degree in accounting, and she has been employed in banking and accounting jobs for more than 25 years. Loretta has been the treasurer of Quilting Fans for many years, and she owns a long-arm quilting business.

Please attend the January 23, 2010 GSQA general meeting when I will have the wonderful honor of installing these fine women on the Board, along with the dynamic Lucy DeHarde as your new President.

Jane Ramee
Past-President

CIRCUIT TEACHER REPORT

Greetings to all. Our teachers have been on the road again since the last newsletter. Six classes have been taught, with six more classes scheduled through Thanksgiving. I guess that many are working on Christmas presents or special projects, hopefully, for the GSQA Show in June of 2010. Keeping our teachers busy traveling really makes them happy, so if your guild hasn't scheduled a class please try getting 15 people together to form a class. Also if you are having trouble finding enough people, please contact me and I can have a link put on the web page to help you find some more quilters.

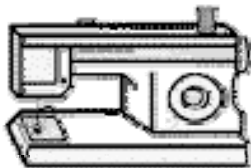
If you have any questions, please get in touch with me and I will try very hard to help you have a positive experience.

Kathy Ayme

A GREAT WAY TO SUPPORT GSQA EFFORTS TO EDUCATE...

Sign up to receive your **Fons and Porter Love of Quilting** magazine. Even if you already subscribe, Fons and Porter will add the new subscription to the end of your current one.

\$20 will get you a year of magazines plus a gift of free thread and patterns sent to you. \$5 goes to GSQA to help further quilting education in our 4 states.



Your GSQA Board works very hard to make this organization the best that it can be. We all share a deep love of GSQA and all that it has to offer. Please remember that these are volunteer positions and we are trying our best to serve the membership. Many board members have families, jobs, commitments, businesses, etc. and therefore must divide their time to cover all duties. If you don't get an immediate answer or response, please be patient and we promise we'll get it on our 'to do' list ASAP. Thank you so much for your understanding.

Quilt Apps. On the I-Phone

Just for fun I did a search on my I-Phone using the word QUILT. I did not expect to find any results, so imagine my surprise when several apps appeared. I chose 2 to download, both of which are free.

Quiltrer (quilt reference) is just what it sounds like with 4 functions. *Setting triangles* will tell me the size square I need to cut for side or corner triangles; *convert* will convert inches to yards to centimeters; *quilt sizes* has common measurements for a comforter or bedspread; and *quilting stitches* has a life size photo showing what 4, 6, 8, 10, and 12 stitches to the inch really look like.

Quiltfab (quilting fabric) asks me to tell it the size of my finished top. It then tells me the yardage needed for the blocks, sashing, borders, binding, and backing. All of these results are based on the size blocks along with width of borders and binding that I prefer.

Pretty cool and free to boot! I don't know if this works on other phones, but give it a try.

Jane Ramee

OCTOBER 2009 GENERAL MEETING

October Program “Fearless Curves”

This interactive lecture will introduce techniques for designing and accurately piecing original curved designs. Several quilts in different stages of completion will be displayed.

Our presenter, Ingrid Whitcher, has been quilting for about 12 years. Several of her quilts have been selected for international quilt shows including Paducah, AQS Nashville and AQS Knoxville; and she recently won a ribbon for a quilt she entered in the Indiana Heritage Quilt Show. While Ingrid does not make quilts specifically for competitions, she feels that entering competitions forces her to push her designs and the precision of her work.

Cena Harmon
Program Director

LUNCH

There are many fast food places for lunch nearby unless you pack your own lunch for the meeting. Snacks and beverages will be provided.

Meeting Location

**Lakeshore Playground
1125 Rosa Ave
Metairie, La. 70005**

Driving Directions

FROM I-10 WEST - Take Bonnabel Blvd exit. Turn left under the interstate onto Bonnabel Blvd.

FROM I- 10 EAST- turn right onto Bonnabel Blvd after exiting I-10.

Drive North, crossing over Veterans Blvd. until you reach West Esplanade Ave. Turn right at the light onto West Esplanade. Continue on West Esplanade until you reach Oaklawn, which has a traffic light.

Turn right on Oaklawn and pass the playground ballpark. Turn left after the ballpark into the parking area. The building is on the right across from the gym.

From the Northshore - coming across the Causeway, exit the bridge onto Causeway Blvd. and turn left onto West Esplanade Ave. Continue driving on West Esplanade crossing Bonnabel Blvd. and turning right on Oaklawn. Follow the above directions to the Building.

NAME TAG FUN

Don't forget to wear your name tag to the General Meeting!

We would love to see your unique name tags. If you forget your name tag, we will provide a paper name tag for 25 cents.

This is your chance to make a really outstanding name tag to wear – miniature quilt, embroidered, silk ribbon, etc. Don't forget!

OCTOBER 2009 GENERAL MEETING

Quilt Shops

Bright Hopes Quilting
51510 Hwy 22 # C-1
Mandeville, La 70471
(985) 845-9554

Scrap Happy Quilter
2546 Williams Blvd
Kenner LA
(504) 463-0094

POE

Patched Hearts Reverse Appliqué

Join us after the meeting when Pat Lee will show us reverse appliqué. Please bring your normal hand sewing notions, grey thread, a pair of small sharp scissors and straight pins. In advance, please make an 8" finished square, using four 4 ½" Rail Fence blocks sewn together, alternating stripes.

If you have any questions, please call Pat at (504)737-2142

Ilaine Hartman
P.O.E Chairman

MARION MAERKE SCHOLARSHIP AWARD

The M.M.S.A. selection committee has met and the selections have been made. We, the committee, want to thank those who submitted names for nomination and congratulate those nominated.

The recipient receives a four (4) day scholarship to the 2010 Seminar in Baton Rouge, which includes: mileage; room at the Marriot Hotel; an allotment for meals; and 1st choice of Seminar classes. The alternate selected will also receive 1st choice of classes.

The past recipients of the scholarship are urged to attend the October General Meeting to be recognized, and join the rest of our GSQA family in congratulating the 2010 M.M.S.A. recipient and alternate.

Barbara Skinner, Chairman

Committee members:
Sally Gordon
Mary Ann Marquardt
Susan Muller
Iris Niehues

Where To Stay

Hampton Inn Metairie
2730 North Causeway Blvd
Metairie, LA
(504) 831-7676

La Quinta Inn
5900 Veterans Memorial Blvd
Metairie, LA
(800) 531-5900

Sleep Inn
4601 North I-10 Service Road
Metairie, LA
(504) 887-5337

GSQA Membership Survey, 2nd Installment

This article will focus on the results from the membership survey that has to do with Quarterly Meetings, Circuit Teachers, and POE. Not everyone that filled out and turned in the survey filled out every section, so it's hard to put percentages, but, lots of great comments were noted.

Quarterly Meeting

Location, Location, Location.....that was truly the determining factor in whether or not respondents attended the quarterly meetings. Most everyone that filled out the survey attended meetings evenly across the calendar year. Location was truly the standout reason as to whether or not a member attended.

Comments to the question "What would you like to see at our quarterly meetings?" included the following.

- Trunk shows
- What others are working on...group projects, challenges, ideas for guild programs
- Demos
- More enthusiasm, more smiles
- More national teachers and lectures
- More complete reports and information

What do you like about the meetings?

- Seeing everyone and learning something new
- Learning opportunities
- Inspiration from others
- Very helpful when a meal can be purchased that will be available on the meeting site
- Show and tell is nice, but too long

What do you not like about the meetings?

- Eliminate roll call of guilds
- The business meeting is too long
- I like the idea for show and tell to be more organized, have people who bring show and tell sign a list when they walk in...then the leader has an idea of how long it would take and can plan on how long the meeting part should run
- I don't go because it drags on so long, and not all of us can give up so much of a Saturday.

Circuit Teachers

The large majority have taken a circuit teacher class and reported that they enjoyed it, learned something new and would recommend it to other members.

Problems noted concerning scheduling circuit teachers were...

- Our guild can't agree on a class and doesn't have enough members interested in a class.
- It is difficult to get the minimum number of people to sign up, we have varied interests and abilities.
- Cost would be prohibitive due to small number of members in our guild who are interested.
- Guild too small, members not interested in offerings.

What would you like to see offered by our circuit teachers? Comments included.....

- Machine trapunto
- New' techniques
- Kit classes – that way you only have to be ready to show up and start sewing
- Beginning quilting class
- Technique over project
- Miniatures
- Machine quilting
- Art quilts
- Contemporary patterns
- Dying fabric
- Precision machine piecing
- Paper piecing
- Classes for intermediate skills
- Embellishment
- Any piecing or applique

Pursuit of Excellence (POE)

Results were split pretty evenly between members that did or didn't stay for POE's after the general meeting. Also, the results were evenly divided between time, subject matter, and need to travel home as reasons for not staying for the POE.


Some would like POE to be offered at a different time, some liked it after the meeting. There were pros and cons for each.

What would you like to see offered as a POE?

- Any 'new' technique
- Odd things
- EQ software demo
- Hands on demonstrations
- How to prevent wrinkles in the back of your quilt when hand quilting?
- Purses, totes
- Kimono style jackets
- Wall hangings
- Embellishments

Thanks to those who took the time to fill out the survey and send it in. There were many good ideas and suggestions concerning quarterly meetings, Circuit Teachers and POEs. The board is discussing these suggestions to make these benefits of GSQA easy to access for the membership. One has already been put in place... circuit teacher class openings posted on the website. Please get in the habit of checking the website often; the website has a wealth of information.

Lucy DeHarde
President – Elect





The Camellia Quilter's Guild of Slidell, LA would like to thank all the guilds that supported their "Quilter's Ark" fundraiser for Heifer International. The drawing was held on Aug. 20 and approximately \$1700 was raised to go towards sponsoring an Ark full of animals through the program. The winner of the quilt was Carole Barbero of Silver Springs, Maryland

The River City Guild Blog

River City Guild has pictures, listings of ongoing projects and much more.

www.rivercityquilts.blogspot.com

Bookmark in your favorites.

Cena Harmon and friends won group quilt and viewer's choice ribbons at the Busy Bee's Quilt Show in Everett, WA (Susan Kenyon, piecing; Neva Sirman, quilting, Cena Harmon, applique). The quilt was a fishing theme for a friend of Cena's.

Ginn receives Mississippi Arts Commission fellowship

Martha Ginn of Hattiesburg has been awarded a \$4,400 grant from the Mississippi Arts Commission.

The grant is a portion of the \$1.5 million in grants the commission will award in 2009-10, and will be used to further her development as a fiber artist. The grants are made possible by continued funding from the Mississippi State Legislature and the National Endowment for the Arts.

"The individual artists across the state continue to offer their talents to prove the value of the arts in Mississippi. Their creation of art and participation in local events and activities helps to insure the economic success of their community. The Mississippi Arts Commission is proud to support their efforts," said Malcolm White, MAC executive director.

Ginn creates original fiber art pieces, combining traditional quilting techniques with non-traditional materials and methods, often blending fabric with paint, layering, and extensive surface stitching. The fellowship is to be used to support the artist's professional development or the creation of new work.

She is active in South Mississippi Art Association, Pine Belt Quilters, Mississippi Quilt Association and Area Development Partnership. Her work has been exhibited at the Lucile Parker Gallery of William Carey University, Mississippi Arts Commission offices and is currently on display at the Cottonlandia Museum in Greenwood.

GSQA Featured in Japanese Quilting Magazine!

When the mailman leaves a large flat package by my front door, I know what is inside and cannot wait to rip the cardboard open. It's my current issue of the Japanese quilting magazine *Patchwork Quilt Tsushin*, courtesy of its gracious editor, Naomi Ichikawa.

Language barrier? You bet! But even though I do not read Japanese, I am completely captivated by the gorgeous color photos on all 162 glossy pages. And the projects have step-by-step instructional photos that are possible to understand. Each issue also features a foreign locale that Naomi has visited to learn more about the quilters and quilting history of the region. How exciting for GSQA to have some of our members featured in 3 different issues this year. An article in the July 2008 Quilt Talk described Naomi's travels through 3 of GSQA's member states, and the friendships that she made along the way.

Sixteen glorious pages in the February 2009 edition featured Naomi's trip to Mississippi and her visits with Rhonda Blasingame and Gwen Magee (Jackson), Dorinda Evans (Madison), Ruth Mullin (Vicksburg), Libby Hollingsworth (Port Gibson), Crossroad Quilters (Port Gibson), Natchez Quilters Guild, and the Natchez Needle Arts Shop.

The April 2009 edition showcased 12 beautiful pages about Louisiana including quilters: Anna Williams (Baton Rouge), Geraldine Wimberly (Church Point), Quilters Guild Acadienne (St. Martinsville) and Jane Ramee (New Orleans). Naomi was especially interested in Hurricane Katrina and it's effects on the region, and she spent a full day touring New Orleans with me. Numerous photos are included of my neighborhood, the 9th ward, Habitat for Humanity's Musician Village, and sights in the French Quarter.

The August 2009 issue has 12 pages dedicated to her Alabama visit and quilters: Mary Elizabeth Johnson Huff, Barbara Bazzell and Kudzu Blossom Quilt Shop (Montgomery), Joan Knight (Prattville), Flavin Glover (Auburn), and the historic quilts at the Alabama Department of Archives in Montgomery. I found it especially exciting to see the wonderful photo of Joan Knight admiring our beautiful GSQA 2010 Opportunity Quilt in her living room.

Each issue also featured historic homes and museums with their antique quilts, homes of the above quilters showing how their quilts are displayed, and photos of the many inns and restaurants where Naomi stayed and ate along the way. For over 10 years, Naomi has traveled around the world to Europe, Asia, Africa, Canada, and the AQS show every April in Paducah. This was her first time ever to travel in the U.S., and how fortunate we are that she chose to visit with us. A recent email from Naomi says she will return here next April with a group from Japan to show them the quilters and the sights that she fell in love with, and I, for one, cannot wait!

Jane Ramee

Q
U
I
L
T
S
H
O
W
2
0
1
0

QUILT SHOW, QUILT SHOW, QUILT SHOW!

Hi Everyone,
We are getting so excited as the time gets closer to our 2010 Quilt Show at the Northshore Harbor Center in Slidell. Mark your calendars for June 18, 19, and 20.

We are planning short classes, demonstrations, and lectures. Plan to stay because we will have a community sew-in on site for many area charities. There will be lots to do and fun to be had, besides enjoying the fabulous quilts, merchants' mall, and door prizes. In upcoming newsletters you will receive entry forms for your quilts and more information and details.

Don't forget the luncheon on June 12 with the Rose Bud Auction at the Four Point Sheraton in Metairie, LA. We will have 2 great weekends.

Ilaine Hartman
Quilt Show Co-chairman

ROSEBUD AUCTION 2010

The Rosebud Auction is next June, but we are already getting ready. We have begun to receive donations for the Auction. We will need lots more to make it as successful as the past ones. Margaret Garcia has promised us another doll, which will be very popular with the bidders. We will be selling tickets at the October meeting for those who want to purchase in advance. We will also have some of the featured items available for you to check out to plan which ones you want to bid on. We will begin featuring them on the web-site as more come in. If you have items to donate we will be happy to accept them at the meeting. If you are unable to make the meeting, contact us and we'll make arrangements to get the donations.

Louise Regan
(504) 862-5747
louiseregans@cox.net

Donna Downing
(504) 834-4023
dadowning1@aol.com

QUILT TIPS

Machine Quilting - How to Prepare Your Quilt

From - www.QuiltedParadise.com

Introduction

Machine quilting is much easier and faster than hand-sewn quilting. These quilts are also more durable and can sustain much more wear and tear. However, when comparing the two processes, machine quilting requires a lot of pre-preparation. These preparation steps are essential, as they bring out the best in machine quilting. Following are a few tips on how to make a perfect quilt by machine.

The Top of the Quilt

To begin with, let's start with the top; make all the seams flat, then press. There will be a lot of loose threads. Make sure that you cut all of them; otherwise, these threads can show through the top, and if your quilt is light in color, this will make your quilt look like it has varicose veins. Mark a point on the quilt indicating that this is the top of your quilt. Check for any biased edges. If you have biased edges on the outside of your quilt, then you have to create a stay stitch with a straight 1/4-inch seam around the sides of the quilt.

Don't Forget

Unlike with hand-sewn quilting, machine quilting will shrink the quilt. For example, you should allow for an extra 1 - 2 inches of space all around when machine quilting to account for shrinkage.

Buttons and Beads

Buttons and beads should not be attached before the top has been quilted. This could cause your needle to break as the quilt passes under the rollers. To be on the safe side, attach any embellishments after quilting the top.

The Back of the Quilt

Now that we have finished the top, let's begin on the back. You should keep in mind that the same thread that was used for the top should also be used for the back. You should also remember how much of the quilt will be exposed on the back. Normally, any kind of fabric (color, pattern, etc.) can be used. Remove any selvages and press the back where the seams will be to one side. Mark the top and the bottom of the fabric by turning a rotary cutter into a square cutter. Allow at least an extra 4 inches of backing on all four sides of the quilt. Mark the top right-hand edge with a small bell pin on a piece of paper; this will avoid confusion when you are loading the backing.

Batting

Prepare the batting and make sure that the back is as flat as possible. Check to see that the ends are even and the corners are squared off. As with the backing, maintain an extra 4 inches of batting all around the quilt. If you are using bag batting, remove from the bag and hang to remove all the wrinkles.

Storing the Quilt

Once you have finished your quilt, store it in a dry place where there is no moisture.

Quilting on Tissue Paper

You may have heard how many people quilt on such materials as rags, blankets, or even Quillows. But have you ever heard of quilting on tissue paper? It's true! You can quilt on tissue paper. Here are a few ideas to get you started.

Tissue Paper

You can purchase tissue paper in the form of pads, as individual sheets, or on a roll. For example, you could use the tissue paper that comes on rolls for making borders and designs, as well as long lashes for free motion quilting. One of the main benefits of tissue paper quilting is that you can see through it, making tracing easy, and you can make any number of designs by just simply reversing the original design, thus making it a new design.

How to Begin

First, you have to draw around the patch along the seam line. Then, you will have to trace the motif in place. You should make many copies of these motifs since tissue paper can be used only once. Here is a simple technique on how to do this. Layer up to 10 sheets of tissue paper with your chosen design on the topmost piece, and then pin them together. Now sew along the lines of the design with a medium stitch length. The design that is made is most visible when placed against darker colors. You may also need to connect the holes lightly with a pencil.

Finishing Touches

Pin all of the drawings to the basted quilt, aligning them to the seam lines. Preferably, longer stitches should be used. Later, you can easily tear away the tissue paper during quilting. Now quilt around all the lines of the motif with lock stitches and tear away the paper carefully.

Final Tip

With tissue on a roll, you can easily space motifs evenly to fill a border. Cut a length of tissue as long as the border and fold into equal lengths. Center and trace the motif in each section. Draw extra curves or loops to join the motifs.

Berry Patch Quilt & Art Expo

! October 3, 2009

Saturday 9 am-4pm

154 W. Pine Street

Downtown Ponchatoula , LA

Outdoor display

Indoor display at Community Center 300 North 5th Street

Free Parking, Handicap Accessible

For more information, contact Danette Mollere

dmmollere@yahoo.com

visit www.berrypatchpreservation.org

GSQA SEMINAR 2010

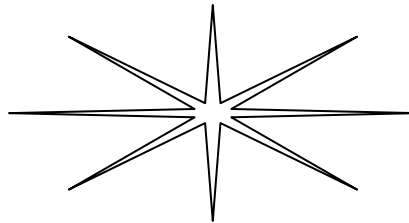
Hello everyone, we have a little over six months before we will have our annual Quilt Seminar in Baton Rouge.

I am looking forward to seeing all of you there. We have a great list of teachers for the week. Our Teacher Selection Committee will be in attendance at the October General Meeting. They will have a list of the teachers' that will be at Seminar along with the classes they will be offering. Hope to see you at the General Meeting.

Dan LeBlanc
Seminar Director

**NEW
QUILT
SHOP**

The Quilt Cupboard
1015 Willard St
Morgan City, La 70380
985-354-0030



Owner – Esther Gilmore
Hours – Tues – Fri 10-5PM
Sat 10-1PM

Fabric, Books Notions
and classes
Benartex True Blue Fabric

CONGRATULATIONS

BRIGHT HOPES QUILT SHOP
Serving area quilters for 6 years!

JANUARY 2010 GSQA MEETING
St. Gabriel, Louisiana
SHOP

Cottage Creations
5000 bolts of FABRIC –OH MY



COMING UP IN APRIL 2010

Susan Cleveland Azalea Tour in Gulf States

From her Website <http://www.piecesbewithyou.com>

I'm a quilting designer/author/teacher and Piping Hottie! I specialize in my Piping Hot Binding and Piping Hot Curves techniques. My quilts are loosely based on traditional patterns and showcase precision piecing, thread embellishments, and details. Piping is used in my quilts to accent curves and special binding techniques. I enjoy sharing my quilts and passing along my techniques to others.

Quilt on!

Susan

Quilt Life Bio

Susan's enthusiasm for quilting is said to be contagious! Students enjoy her upbeat attitude, well-written instructions, and one-on-one attention included in every workshop. Her quilts have been shown in international-level competitions since 1997 and have received many awards. Judges comment on her fine workmanship and appreciate her original style. She bases her designs on traditional patterns then adds specialty threads, prairie points, piping, and great binding techniques. Susan is inventor of the Groovin' Piping Trimming Tool which is used to trim piping seam allowances, and is passionate about sharing quilts and teaching her techniques! She lives on 70 acres in southeastern Minnesota with her husband, son, daughter, 2 dogs, and several cats.

AND SHE'S COMING TO SEE US!

TENTATIVE SCHEDULE

Mobile, AL April 13, 14
GSQA Meeting April 17
Pensacola, FL April 18
Hattiesburg, MS April 19
Abita Springs, LA April 20
St. Gabriel, LA April 22
Metairie, LA. April 24

CHECK THE GSQA WEBSITE FOR FUTURE UPDATES ON THIS ROAD SHOW!

Gulf States Quilting Association Membership Form

Membership Fees..... \$20.00 per year

Name: _____ phone: _____

Address: _____ Cell phone: _____

City: _____ State: _____ Zip: _____

Email Address: _____

Are you a member of a quilt group in your area? Name _____

If you are interested in finding out about a local group, please indicate your geographical area.

In what aspects of quilt making are you interested? _____

Send membership form and check payable to **GSQA**
 Debbie Frank
 108 Albany Drive
 Houma, La. 70360

Thoughts from your Editor:

- ❖ What kind of articles would you like to see in your GSQA Newsletter?
- ❖ What are your favorite quilting links on the Web?
- ❖ Do you have any quilting tips to pass on?
- ❖ Send us news of your quilt guild – there is a lot of talent in our organization. Many of us participate in community projects, and do all types of activities during our meetings. Please share your news with everyone.
- ❖ How about a quilting book review – would someone like to be a contributing reviewer?

Feel free to email your thoughts to franfletcher73@yahoo.com or drop me a line to 406 John Hopkins Drive, Kenner, La. 70065.

Happy Quilt Thoughts
 Fran Fletcher, Newsletter Editor



Gulf States Quilting Association
406 John Hopkins Dr.
Kenner, La. 70065
Return Service Requested

NON-PROFIT MAIL
BULK MAIL
METAIRIE, LA
PERMIT NO. 219

DATED MATERIAL - DO NOT DELAY

December Newsletter deadline: November 1, 2009

Guild Members News

. If you would like to add your guild's news to our "Guild Member's News", please forward your articles to the Quilt Talk Newsletter Editor

Mark Your Calendars

October 15-18, 2009

International Quilt Festival, Houston, TX

October 24, 2009

General Meeting, Oaklawn Playground Metairie, LA.
NOTE – 4TH SATURDAY DUE TO HOUSTON SHOW

January 23, 2010

General Meeting - St Gabriel, LA

March 10-14, 2010

Seminar, Baton Rouge, LA

April 17, 2010

General Meeting - Pensacola, FL

June 9, 10, & 11

Quilt Drop Off for Quilt Show 2010 – Details TBA

June 12, 2010

Rosebud Banquet & Silent Auction - Mark your Calendar

June 18-20, 2010

GSQA Quilt Show, Oak Harbor Center, Slidell, LA